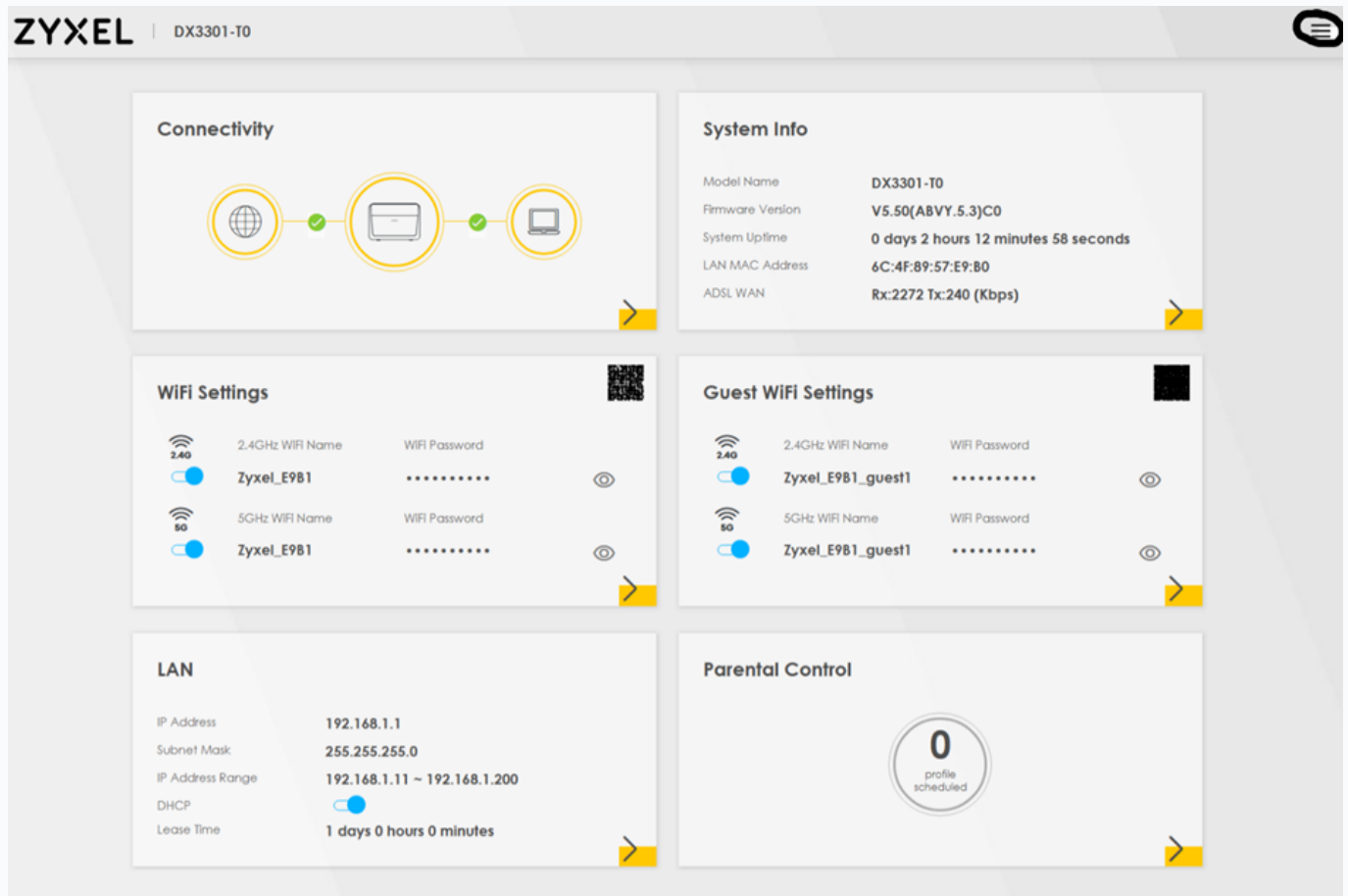
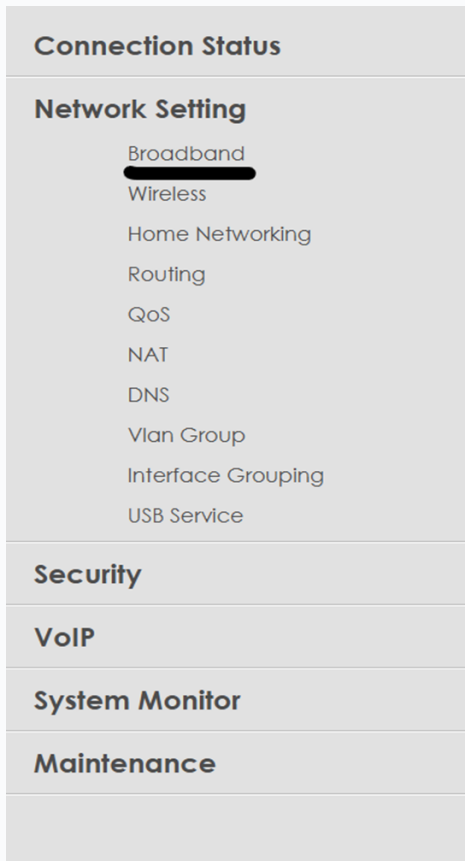


Zyxel DX3301 - Changing Authentication Credentials

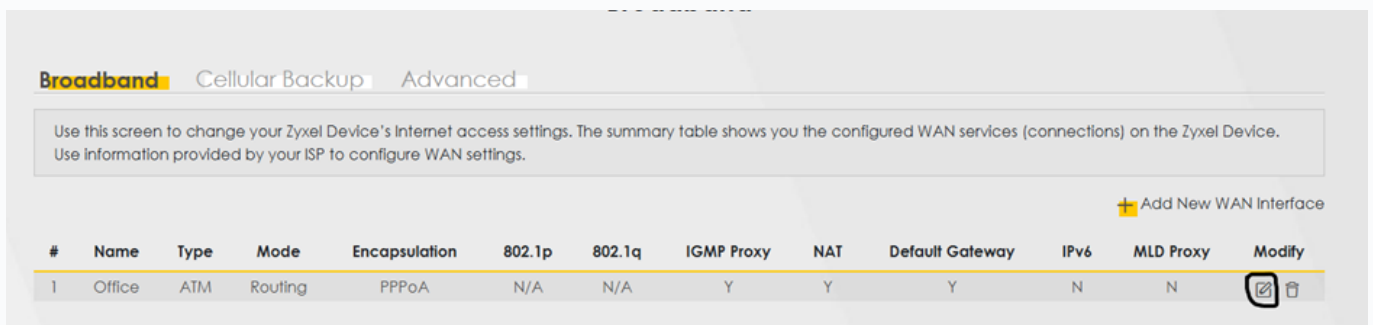
Please note: This guide is only to change the credentials - should you need to change the product type, please see the specific guide for this here.



- From the main screen, click the three lines in the top-right corner.
- Click **Network Setting**
- Select **Broadband**



- Select **Modify**



- You can then make the necessary changes
- Please note:
 - **PPP User Name** and **Password**, plus the **Encapsulation** fields are most important.
 - Anything ADSL (SoADSL, ADSL) is **PPPoA**

- Anything fibre (FTTC, SoGEA) will be **PPPoE**

Edit WAN Interface

General

Name: Office

Type: ADSL over ATM

Mode: Routing

Encapsulation: PPPoA

IPv4/IPv6 Mode: IPv4 Only

PPP Information

PPP User Name: [redacted]@b2bdsi

PPP Password: [redacted]

PPP Connection Trigger: Auto Connect On Demand

PPPoE Passthrough:

ATM PVC Configuration

VPI [0-255]: 0

VCI [32-65535]: 38

Encapsulation: VC/MUX

Service Category: UBR Without PCR

IP Address

Obtain an IP Address Automatically

Static IP Address

DNS Server

Obtain DNS Info Automatically

Use Following Static DNS Address

Routing Feature

NAT: IGMP Proxy:

Apply as Default Gateway: Fullcone NAT:

6RD:

Cancel **Apply**

- Click **Apply** to save these changes.