

Mobile - Add Company

How to Add a Company to your Partner Account

Each phone service must be set up within a Company, so at least one Company is required before any provisioning can take place. Law Enforcement Agencies (LEAs) use this information, so it is important that the information you provide is accurate and kept up to date.

Step 1

On the Gamma Portal go to Provisioning & Service Management >> Mobile >> Manage Companies

Step 2

Use the “+ Add” button to add a new company to your account.

Company Management

Partner Account: XXXX - Gamma Test 1 - 44000169

Company Name:

Contact Name:

Contact Email:

Manage My Mobiles Status: All

Records Per Page: 10



Max Results Returned: 5000

Showing

Step 3

On the “Add Company” page, select the Account you that the Company should be added to, the Company Name & Postcode. After entering the Postcode click the magnifying glass icon and select the correct address, if the address is not displayed it can be entered manually. Then enter all the mandatory contact details for the Company. If Manage My Mobiles is selected as additional services

, further details will be required.

Company Basics	
Account:	gammauatone
Company Name: *	tariffopstest 
Postcode: *	M17 1BR 
Address Line 1: *	The Malt House
Address Line 2:	Elevator Road
Town: *	Manchester
County: *	Greater Manchester

Company Information	
Contact Name: *	Your Name
Contact Email: *	youremail@gamma.co.uk
Contact Phone: *	07965146785
Reseller Reference:	

Additional Services	
Private Data Connection:	<input type="checkbox"/>
Tariff Optimiser:	<input checked="" type="checkbox"/>

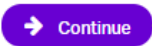
Step 4

If you selected the tariff optimiser bolt-on for the company the below message will be displayed. Then click submit.

Tariff Optimiser

Tariff optimiser is a bolt-on where each month Gamma calculates the best tariff, based on actual usage per month, and credits any differences from the amount billed. The tariff optimiser bolt-on can only be applied to selected tariffs and connections

Tick this box to confirm you would like to apply tariff optimiser to ALL eligible connections associated to this company:



Step 5

You will then be returned to the Company Management page you will see a green banner to confirm that your account has been created.

Company Management

Help

 The Company Your Company Name Here has been created

Partner Account:


Company Name:

Records Per Page:

Max results returned:

 Search

 Add

 Download 

Showing 1 to 10 of 100

Account Name	Company Name	Contact Name	Contact Email	Action
