

Mobile Managing Companies

It is the responsibility of the Channel Partner to set up and amend details for Companies.

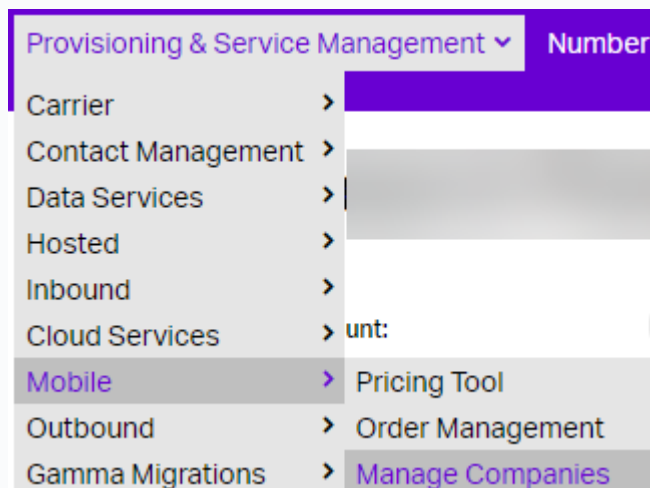
How to Add a Company to your Partner Account

Each phone service must be set up under a company, so without companies, you cannot set up any phone services.

Law Enforcement Agencies (LEAs) use this information. It is vitally Important that the information you provide is accurate and kept up to date for this reason.

Step 1

From the Gamma Portal, select Provisioning & Service Management > Mobile > Manage Companies.



Step 2

You will see a purple button saying “Add” just under the search button, click this to add a new company to your account.

Company Management

[Help](#)

Partner Account: (aq) Ltd - 44001601

Company Name:

Contact Email:

Records Per Page: 10

Contact Name:

Manage My Mobiles Status: All

Max Results Returned: 5000

 Search[+ Add](#)[Download](#)

No results found

Account Name	Company Name	Contact Name	Contact Email	Manage My Mobiles Status	Connect	Action
There are no results for this request						

Step 3

You will then be taken to an “Add Company” page. Here you can enter the Account you wish to add the company to, the Company Name and the Postcode.

Add Company

[Help](#)

Company Basics

Account: * Please Select...

Company Name: *

Postcode: * e.g. RG14 5BY


Step 4

Once you have entered the postcode click the magnifying glass next to this to bring up further address details.



Add Company



Help


Company Basics


Account: * 


Company Name: *


Postcode: *  

Address: *  

Address Line 1: * 

Address Line 2: 

Town: * 

County: * 










Step 5

Once you have entered the address details, Enter the Contact information for this company including the Reseller Reference, then click 'Submit'.

Add Company




Help

Company Basics

Account: *	Please Select... 
Company Name: *	<input type="text"/>
Postcode: *	<input type="text" value="M17 1BR"/>  
Address: *	The Malt House Elevator Road Trafford Park...  
Address Line 1: *	The Malt House 
Address Line 2:	Elevator Road 
Town: *	Manchester 
County: *	Greater Manchester 

Company Information

Help

Contact Name: *	Your Name 
Contact Email: *	yourcontactemail@you.com 
Contact Phone: *	<input type="text"/> 
Reseller Reference:	<input type="text"/>

Step 6

You will then be returned to the Company Management page you will see a green banner to confirm that your account has been created.

Company Management

Help

✓ The Company Your Company Name Here has been created

Partner Account:

Company Name:

Records Per Page:

Max results returned:

Search

+ Add

Download

Showing 1 to 10 of 100

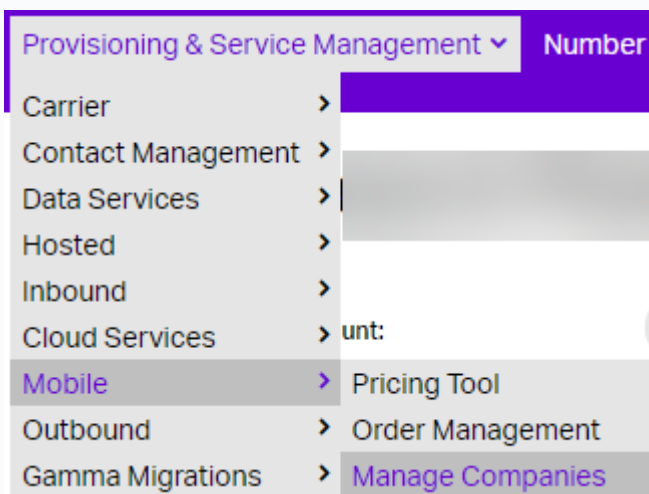
Account Name	Company Name	Contact Name	Contact Email	Action
				Actions
				Actions
				Actions
				Actions
				Actions

Amend Company

How to amend your company

Step 1

From the Gamma Portal, Provisioning & Service Management > Mobile > Manage Companies.



Step 2

Select the Partner Account you require and search.

Company Management Help

Partner Account:

Company Name: Contact Name:

Contact Email: Manage My Mobiles Status: All

Records Per Page: 10 Max Results Returned: 5000

Account Name	Company Name	Contact Name	Contact Email	Manage My Mobiles Status	Connect	Action
						<input type="button" value="Actions"/>
						<input type="button" value="Actions"/>
						<input type="button" value="Actions"/>
						<input type="button" value="Actions"/>

Step 3



Select "Edit" from the drop-down "Action" menu on the right-hand side.

Action

-
-

Step 4

To amend the company details, check the company details displayed and make the required changes.

Company Basics	
Account:	gammauatone
Company Name: *	tariffopstest 
Postcode: *	M17 1BR 
Address Line 1: *	The Malt House
Address Line 2:	Elevator Road
Town: *	Manchester
County: *	Greater Manchester

Company Information	
Contact Name: *	Your Name
Contact Email: *	youremail@gamma.co.uk
Contact Phone: *	07965146785
Reseller Reference:	

Additional Services	
Private Data Connection:	<input type="checkbox"/>
Tariff Optimiser:	<input checked="" type="checkbox"/>

Step 5

To make changes to the company click 'Submit'.

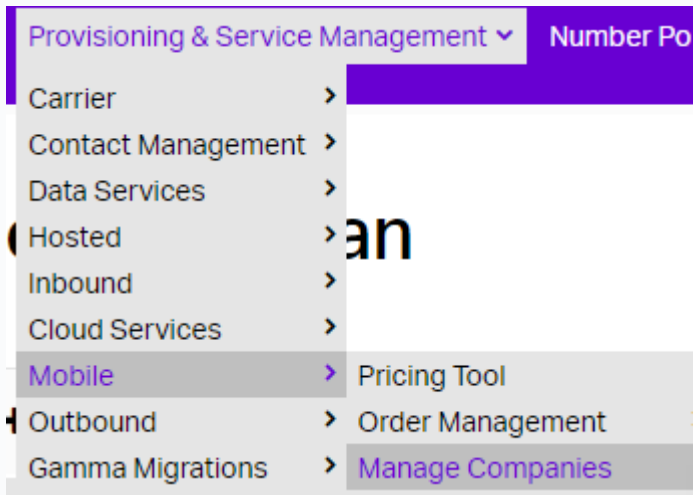
Delete Company

The company can only be deleted if it contains no active Mobile Number(s).

How to Delete a Company

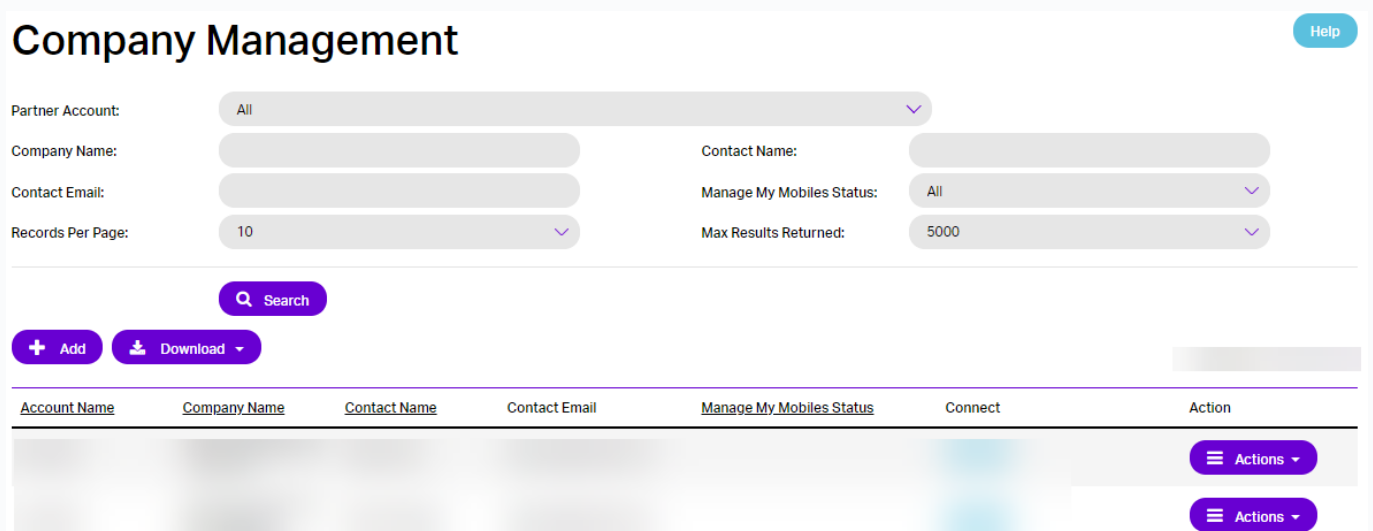
Step 1

From the Gamma Portal, Provisioning & Service Management > Mobile > Manage Companies.



Step 2

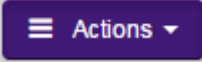




Select the Partner Account you require and search.



Step 3

Select "Delete" from the drop-down "Action" menu on the right-hand side.

Showing 1 to 10 of 100

Action

 Edit
 Delete
 View


Step 4

To delete the company, check the company details displayed to make sure they are correct.

Company Basics

Account:

Company Name:

Address Line 1:

Address Line 2:

Town:

County:

Post Code:


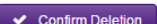
Company Information

Contact Name:

Contact Email:

Contact Phone: -

Reseller Reference: -

Step 5

To delete the company, click 'Confirm Deletion'.

✓ Confirm Deletion